



ABEL 70



FACADE SCAFFOLDING





Translation from Polish

Institute of Mechanical Construction and Rock Mining (IMBGiS) [LOGO]

Generali Insurance [LOGO]

PCA Certif. [LOGO]
AC 002

Racjonalizacji St. 6/8, 02-673 Warsaw tel. (+4822) 843 0201
tel. (+4822) 853 21 76; fax (+4822) 843 59 81; e-mail: imb@imbig.org.pl

SAFETY CERTIFICATION No. B/ 02 / 002 / 10

Name and address of certificate holder:

Name and address of manufacturer:

Product description: Frame-type scaffolding

Model/type of product:

Safety requirements: Criteria K/0812-72/1/08

Name and address of the lab that tested the product:

Number and Date of the Test Report:

Certificate validity:


Rights and duties of the certificate holder are stated in:

Certification body:

This certificate allows the holder to affix its safety mark 'B' on the product(s) mentioned under this certification. The safety mark 'B' can be affixed only on those products that are identical with the tested item(s).

Note:

1. This certificate concerns the technical and design data and information about the use of the frame type scaffolding, as contained in the following documentation:
 - *Dokumentacja Techniczno-Ruchowa Rusztowań Ramowych type Assembly*





instruction and use. Dec. 2009

- *Dokumentacja Techniczno-Ruchowa Rusztowań Ramowych type elements. Dec. 2009* Catalog of

2. This certificate confirms the fulfilling of the Decree of the Minister of the Infrastructure as concerns safety and health hygiene during executed construction works, and in particular par. 108, item 2 of this Decree.
3. The product mentioned in this certification can be put on the market and be traded everywhere in Poland as a safe product, as understood by art.4 point 1 and art.6 point 1 of the Law dated 12 Dec 2003 concerning the overall safety of publically available products.

Chief Engineer for Quality and Certification

INSTITUTE DIRECTOR


[Seal with Polish Eagle]

[signature illegible]
dr. Stefan Góralczyk

[signature illegible]
Eng. Czeslaw Ilcewicz

Warsaw, 2 February 2010

*I, Robert Bobrowicz, sworn translator at the Ministry of Justice in Poland do hereby certify this translation to be true and genuine with the document presented to me.
Warsaw, 22.05.2012 Rep. 654 /2012*



1. Catalogue of elements of the ABEL 70 Scaffolding

Frame

Lenght
m Width
m Weight
kg No. in
catalogue



VERTICAL FRAME, STEEL

Steel tube Ø 48.3 x 2.9 mm, hot-dip galvanised, with tube bolts for hanging up two wooden or metal decks. Drilled in the top and bottom part for connecting. Self-securing swivel pins for installing outside guardrails and angle braces.

2,00	0,70	19,20	DL 070 200
1,50	0,70	16,50	DL 070 150
1,00	0,70	12,00	DL 070 100
0,50	0,70	9,00	DL 070 050



ABEL 70 VERTICAL FRAME, ALUMINIUM

2,00	0,70	9,30	DL 070 201
1,50	0,70	7,80	DL 070 151
1,00	0,70	5,80	DL 070 101
0,50	0,70	4,80	DL 070 051



ABEL 70 SIDE BRACKET FRAME

2,00	0,70	20,50	DL 071 200
------	------	-------	------------




ABEL 70 VERTICAL FRAME STEEL - RECESS

2,00	0,40	14,50	DL 030 200
------	------	-------	------------



ABEL 100 VERTICAL FRAMES, STEEL

2,00	1,10	24,00	DL 110 200
1,50	1,10	21,00	DL 110 150
1,00	1,10	16,00	DL 110 100
0,50	1,10	12,00	DL 110 050



ABEL 150/ABEL 180 WALK-THROUGH FRAME TRUSS BEAM

2,00	1,50	36,5	DL 200 150
2,00	1,80	38,5	DL 200 180

Decks

Lenght
m Width
m Weight
kg No. in
catalogue

WOODEN DECK



3,00	0,32	23,2	DL 032 300
2,50	0,32	18,5	DL 032 250
2,00	0,32	17,3	DL 032 200
1,50	0,32	14,0	DL 032 150
1,10	0,32	10,2	DL 032 110
0,70	0,32	6,5	DL 032 070

STEEL DECK



3,00	0,32	18,5	DL 033 300
2,50	0,32	16,0	DL 033 250
2,00	0,32	13,5	DL 033 200
1,50	0,32	11,0	DL 033 150
1,10	0,32	8,0	DL 033 110
0,70	0,32	6,0	DL 033 070

DECK WITH PLYWOOD PANEL



3,00	0,64	24,0	DL 064 300
2,50	0,64	19,5	DL 064 250
2,00	0,64	15,0	DL 064 200

Scaffolding passages



WIDE WOODEN DECK

Lenght m	Width m	Weight kg	No. in catalogue
2,50	0,64	24,00	DL 034 250
2,00	0,64	20,00	DL 034 200
1,50	0,64	18,00	DL 034 150



ALUMINIUM ACCESS DECK



3,00	0,64	24,0	DL 164 300
2,50	0,64	19,5	DL 164 250
2,00	0,64	14,0	DL 164 200
1,50	0,64	10,5	DL 164 150



ALUMINIUM ACCESS DECK
+ ALUMINIUM LADDER



3,00	0,64	27,4	DL 264 300
2,50	0,64	24,1	DL 264 250



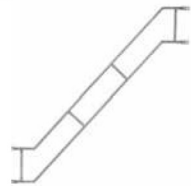
STEEL LADDER

2,05	0,34	9,5	DL 164 205
------	------	-----	------------



ALUMINIUM STAIRS WITH PLATFORM

3,00	0,64	27,5	DL 364 300
2,50	0,64	21,5	DL 365 250



OUTSIDE STAIRCASE HANDRAIL

3,00	do pola 2,50	6,00	DL 365 300
2,50	do pola 2,50	5,40	DL 365 250



INSIDE STAIRCASE HANDRAIL

		6,00	DL 366 300
--	--	------	------------

Vertical stiffening



DIAGONAL BRACE

Lenght m	Width m	Weight kg	No. in catalogue
3,61	do pola 3,0m	9,20	DL 001 300
3,20	do pola 2,5m	8,10	DL 001 250
2,92	do pola 2,0m	7,60	DL 001 200
2,50	do pola 1,5m	6,50	DL 001 150
2,12	do pola 1,1m	5,80	DL 001 110



LOWER DIAGONAL FASTENER

		0,40	DL 002 002
--	--	------	------------

Side protection



SINGLE END GUARDRAIL

Lenght
m

Width
m


Weight
kg

No. in
catalogue

1,10
0,70

3,00
2,00

DL 041 110
DL 041 070



DOUBLE END GUARDRAIL

1,10
0,70

5,00
3,50

DL 005 110
DL 005 070




TOP END GUARD FRAME, STEEL

1,10
0,70

1,10
0,70

16,0
12,0

DL 006 110
DL 006 070



TOP END GUARD FRAME, STEEL
PROTECTIVE MESH POST

2,00

0,70

18,6

DL 006 200

End of the scaffolding



GUARD RAIL POST

Lenght
m

Width
m

Weight
kg

No. in
catalogue

1,10

2,60

DL 007 070



TOP INTERMEDIATE POST

1,10
0,70

6,00
5,00

DL 008 110
DL 008 070



PROTECTIVE MESH POST

2,00

7,80




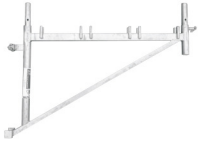

DL 008 200









GUARD RAIL PRE-EMPTIVE

DL 009 400





Widening of the scaffolding

		Lenght m	Width m	Weight kg	No. in catalogue
	HOP-UP BRACKET 32			3,30	DL 009 032
	HOP-UP BRACKET 64			8,60	DL 009 064
	HOP-UP BRACKET 74			9,40	DL 009 074
	HOP-UP BRACKET 1,10			10,20	DL 009 110
	KONSOLA BUDOWLANA			38,00	DL 012 000



Lattice girders

		Lenght m	Width m	Weight kg	No. in catalogue
	ALUMINIUM	8,20		33,80	DL 004 824
		6,20		24,80	DL 004 624
		5,20		20,90	DL 004 524
		4,20		17,00	DL 004 424
	STEEL	4,00		41,30	DL 044 404
		5,00		50,90	DL 044 504
		6,00		60,30	DL 044 604
		7,00		70,50	DL 044 704
	DECK TRANSOM FOR LATTICE BEAMS Deck transom for lattice beams 3 -board Deck transom for lattice beams 6 -board	2,00		9,80	DL 029 200
		1,00		5,70	DL 029 100
	INTERMEDIATE TRANSOM 70				
		0,70		7,80	DL 027 070
		1,10		9,00	DL 027 110
	ROOF GUARD EXTENSION			13,70	DL 012 100
	STEEL SCAFFOLD TUBE Stalowa, ocynkowana ogniowo, wymiary od 0.5 do 7m	1,00		4,00	DL R00 100




Moveable scaffoldings

		Lenght m	Width m	Weight kg	No. in catalogue
	CASTOR WITH SPINDLE	2,05		5,70	DL 011 001
	CASTOR WITHOUT SPINDLE	2,05		5,70	DL 011 000
	STEEL BEAM	2,05		17,20	DL 011 002
	LEDGER	3,17		11,9	DL 011 003
	HORIZONTAL BRACE 250	2,44		9,80	DL 011 004








Protection of the scaffoldings

		Lenght m	Width m	Weight kg	No. in catalogue
	SCAFFOLDING NET	20,00	3,00	4,40	DL Z20 300
		10,00	3,00	2,00	DL Z10 300
		20,00	2,50	3,60	DL Z20 250
		10,00	2,50	1,80	DL Z10 250
	SCAFFOLDING COVER	20,00	3,10	8,70	DL200310
		10,00	3,10	4,40	DL100310
		20,00	2,60	7,40	DL200260
		10,00	2,60	3,90	DL100260





Anchoring

		Lenght m	Width m	Weight kg	No. in catalogue
	WALL TIE	0,30		1,8	DL 010 030
		0,60		2,0	DL 010 060
		1,10		3,5	DL 010 110
		1,30		5,13	DL 010 130
		1,50		6,0	DL 010 150
	DOUBLE COUPLER			1,20	DL 010 000
	SWIVEL COUPLER			1,40	DL 010 001

Anchoring

		Lenght m	Width m	Weight kg	No. in catalogue
	RAILING COUPLER			0,90	DL 010 002
	LONGITUDINAL COUPLER			1,70	DL 010 005
	BASIC COUPLER			1,90	DL 010 003
	TOEBOARD COUPLER	0,60	5,1		DL 010 004
	SECURITY ELEMENT				DL 010 023
	EYE - BOLT	0,12 0,23 0,30 0,40		0,030 0,050 0,065 0,065	DL 010 120 DL 010 230 DL 010 300 DL 010 400
	EXPANDING PLUG 70mm	0,071		0,001	DL 010 071

Rope hoists

		Lenght m		No. in catalogue
	GEDA Mini 60S	51/81m	60,0	GD 01S 060
	GEDA Maxi 120S	51/81m	120,0	GD 01S 120
	GEDA Maxi 150S	51/81m	150,0	GD 01S 150
	ROPE HOISTS IMER	41m 26m	150,0 200,0	IM ET1 150 IM ET1 200



Professional Service
traders always available



Petrinjska ulica 6.
10000 Zagreb



www.abel-abel.com
www.abelhaus.com



info@abelhaus.com
info@abel-abel.com



+ 385 955 33 92 61